


Data sheet | Item number: 210-133

Busbar; tin-plated; 1000 mm long; Cu 10 mm x 3 mm

210-133



RoHS 
Compliant

[BOMcheck.net](https://www.bomcheck.net)

Data

Technical Data

Main product function

Mounting Accessories

Electrical data

Rated current

140 A

Material Data

Weight

268 g

Commercial data

Country of origin

DE

GTIN

4045454229443

Customs Tariff No.

7407100000

Compatible products




















shield connection



Item no.: 790-108

Shield clamping saddle; 11 mm wide; diameter of compatible conductor

790-108

	Item no.: 790-116 Shield clamping saddle; 19 mm wide; diameter of compatible conductor; 7 ... 16 mm	790-116
	Item no.: 790-124 Shield clamping saddle; 27 mm wide; diameter of compatible conductor; 6 ... 24 mm	790-124
	Item no.: 790-140 Shield clamping saddle; diameter of compatible conductor	790-140
	Item no.: 790-208 Shield clamping saddle; 12.4 mm wide; 3 ... 8 mm	790-208
	Item no.: 790-216 Shield clamping saddle; 21.8 mm wide; 6 ... 16 mm	790-216
	Item no.: 790-220 Shield clamping saddle; 30 mm wide; 6 ... 20 mm	790-220
	Item no.: 791-107 Shield clamp; diameter of compatible conductor; 1.5 mm to 6.5 mm; H max. 40 mm; 10 mm wide	791-107
	Item no.: 791-111 Shield clamp; diameter of compatible conductor; 5 mm to 11 mm; H max. 47 mm; 17 mm wide	791-111
	Item no.: 791-117 Shield clamp; diameter of compatible conductor; 10 mm to 17 mm; H max. 63 mm; 23 mm wide	791-117
	Item no.: 791-124 Shield clamp; diameter of compatible conductor; 16 mm to 24 mm; H max. 78 mm; 30 mm wide	791-124
General accessories		
	Item no.: 210-281 Connector	210-281
	Item no.: 790-398 T-connector; for busbars Cu 10 mm x 3 mm	790-398
	Item no.: 812-100 Ground busbar terminal block; for (10 x 3) mm busbars; 12-pole; 4 mm ² ; Push-in CAGE CLAMP®	812-100
	Item no.: 812-101 Busbar terminal block; for (10 x 3) mm busbars; 12-pole; without push-buttons; 4 mm ²	812-101
	Item no.: 812-102 Busbar terminal block; for (10 x 3) mm busbars; 12-pole; without push-buttons; 4 mm ²	812-102
	Item no.: 812-103 Busbar terminal block; for (10 x 3) mm busbars; 12-pole; without push-buttons; 4 mm ²	812-103
	Item no.: 812-104 Busbar terminal block; for (10 x 3) mm busbars; 12-pole; without push-buttons; 4 mm ²	812-104
	Item no.: 812-110 Ground busbar terminal block; for (10 x 3) mm busbars; 3-pole; 16 mm ² ; CAGE CLAMP®	812-110
	Item no.: 812-111 Busbar terminal block; for (10 x 3) mm busbars; 3-pole; without push-buttons; 4 mm ² ; CAGE CLAMP®	812-111
	Item no.: 812-112	



Busbar terminal block; for (10 x 3) mm busbars; 3-pole; without push-buttons; 4 mm²; CAGE CLAMP®

812-112



Item no.: 812-113

Busbar terminal block; for (10 x 3) mm busbars; 3-pole; without push-buttons; 4 mm²; CAGE CLAMP®

812-113



Item no.: 812-114

Busbar terminal block; for (10 x 3) mm busbars; 3-pole; without push-buttons; 4 mm²; CAGE CLAMP®

812-114

Downloads

Documentation

Bid Text

210-133

doc
23.0 kB

[Download](#)

CAD/CAE - Smart Data

CAD data

3D Download 210-133

[URL](#)

[Download](#)

Subject to changes.